

# Microsoft Teams for Live Events

How to download the app for mobile devices

1. Please search for “**Microsoft Teams**” in the **Apple App Store** for iOS devices or in the **GooglePlay Store** for Android devices. The app can be downloaded free of charge.



2. Open the app and select “Sign up for free”

Microsoft Teams



Welcome to Microsoft Teams!  
A happier place for teams to  
work together.

Sign in

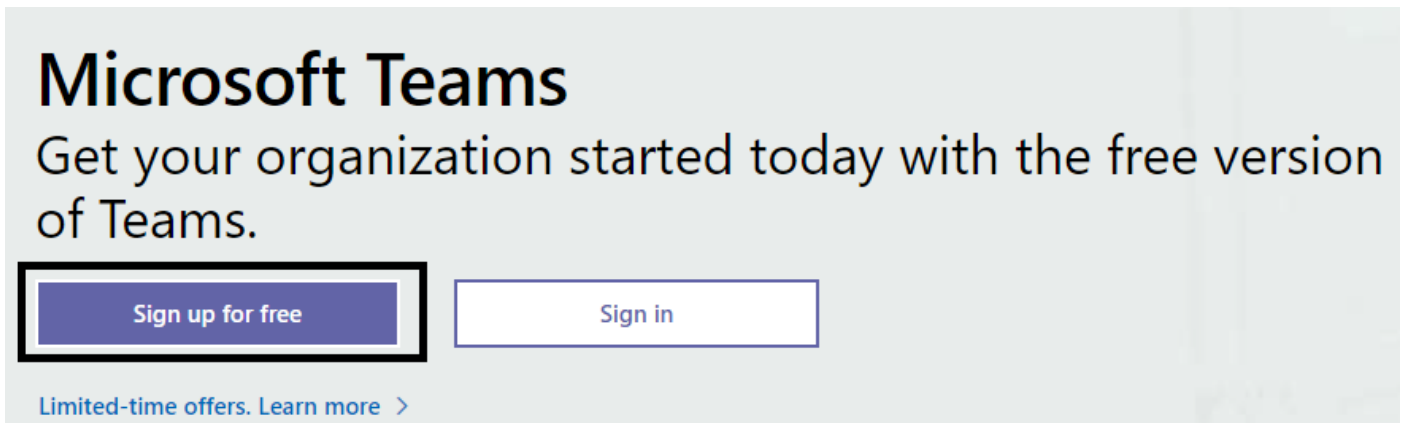
Sign up for free

3. Create personal account step by step.
4. Enter your personal password and remember it.
5. Use this application for joining Amway Live Events.

## How to download the app **for desktop version**


1. Please follow the link and click on “Sign up for free”

[https://www.microsoft.com/en-us/microsoft-365/microsoft-teams/free?icid=SSM\\_AS\\_Promo\\_Apps\\_MicrosoftTeams](https://www.microsoft.com/en-us/microsoft-365/microsoft-teams/free?icid=SSM_AS_Promo_Apps_MicrosoftTeams)



2. Create personal account step by step

## Microsoft Teams




### Enter an email

We'll use this email to set up Teams. If you already have a Microsoft account, feel free to use that email here.

Next

3. Select “For work”

## Microsoft Teams



### How do you want to use Teams?

☐ **For school**  
To connect students and faculty for courses and projects, in a classroom or online

☐ **For friends and family**  
For everyday life, to make audio or video calls

☒ **For work**  
To work with teammates wherever they are

Next

4. Enter your personal password and remember it.

## Enter password

Password

☐ Keep me signed in

[Forgot password?](#)

[Sign in with a different Microsoft account](#)

Sign in

## Microsoft Teams



### The last few details

First name

Last name

Company name

Country or region



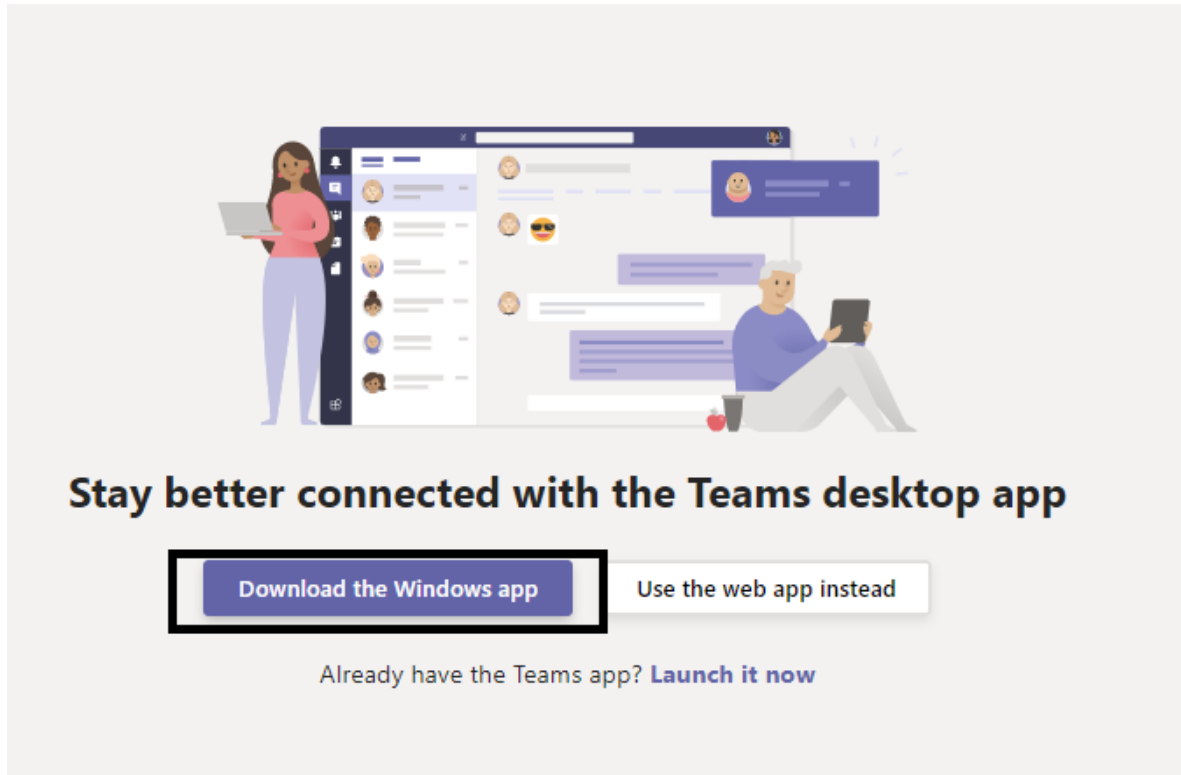
Important note: As admin, you'll be responsible for the personal data of people in your Teams org. as well as for data management requests they submit to you. [Learn more.](#)

By clicking **Set up Teams**, you agree to our [terms and conditions](#).

We may provision your Teams Free tenant in any facility where Microsoft stores and processes customer data. This means that your data may be stored at rest within any of the regions and countries where such facilities are located. We will comply with all applicable law with respect to data transfers. Teams Free is NOT intended for official public sector, government, or educational use.

Set up Teams

5. After creating account click on “Downloading the App”



6. Use this application for joining Amway Live Events.